

Analytics Connector Pack

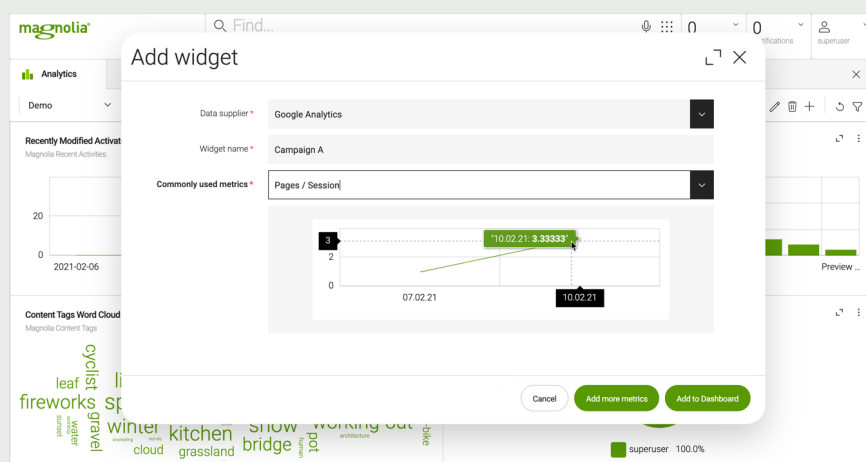
Take data-driven decisions

Build your own dashboards with no-code

A dashboard of default metrics such as visitors and sessions are provided out-of-the-box.

As a marketer, you can easily build your own dashboards without any developer assistance. You simply select your data supplier and chart type, and specify the metrics you want to see.

You can compose as many dashboards as you like using layout presets and by rearranging your widgets with drag and drop.



Integrated data sources



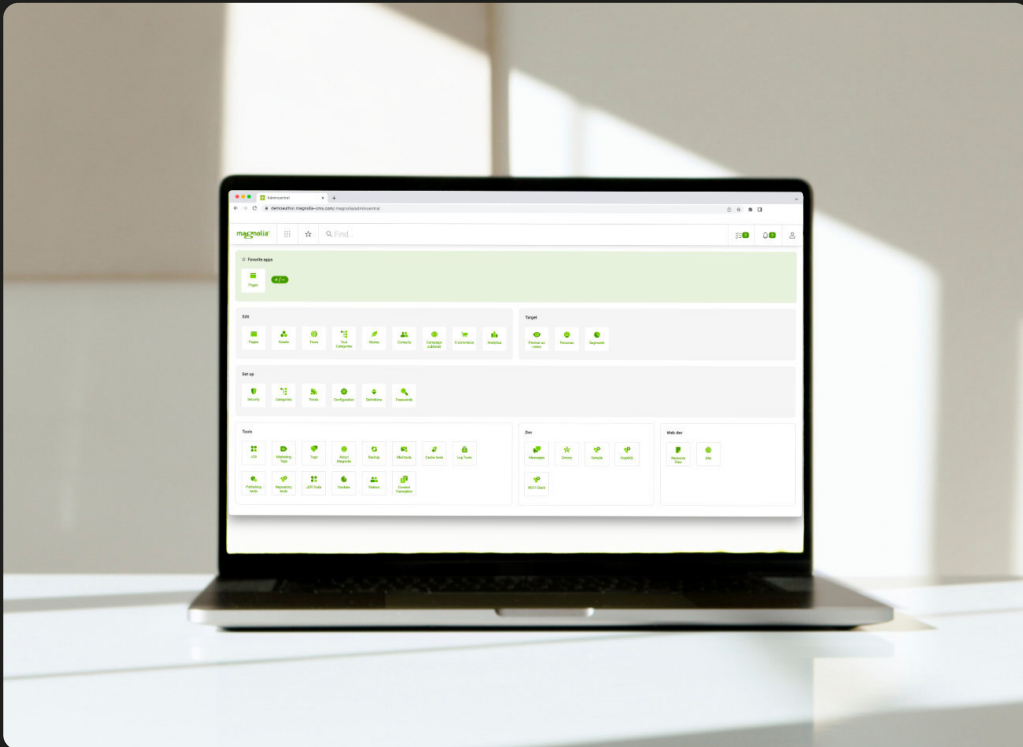
The Analytics Connector Pack provides a framework to retrieve web analytics data from any third-party analytics sources. Connectors to Google Analytics, Matomo (formerly Piwik) and Adobe Analytics are out-of-the box.



The framework takes less development time, requires less maintenance, and a smaller IT budget. It provides a generic, ready-to-use API for accessing analytics data from any system. You don't need to change this basic API when you change the analytics tool or add a new one.




The data is rendered as user-friendly charts and visual indicators. You can aggregate and merge analytics data from multiple sources into a single dashboard, customize the dashboard to include metrics that are important for practitioners on your site, as well as change how the data is displayed.



Get in touch


To learn how Magnolia can help you launch great digital experiences faster, contact us at:

Magnolia HQ Switzerland

 Office +41 61 228 90 00

 contact@magnolia-cms.com

 [Or see our offices worldwide](#)

 www.magnolia-cms.com